

# ROOFLINE & CLADDING.

Homeowner.



## Welcome to Homeline

Homeline Building Products is the UK's largest independent manufacturer of high quality BBA approved low maintenance roofline and cladding solutions that will add real kerb appeal to your home.

From refurbishment projects through to new builds, our brochure gives you all the information you need from colours and styles, to ventilation and protection.

## Spoilt for choice

We offer the widest choice of colours and styles to choose from to ensure you are the envy of your neighbours. From traditional white rooflines that can rejuvenate the appearance of your home, through to contemporary colours such as the four different variations of grey. Whatever your preference, you will also add value to your home.

Your installer will guide you through what is available to ensure your house looks truly stunning, whilst ensuring building regulations are followed to ventilate your roof space, which is an important element that shouldn't be overlooked.

## Rooflines to look up to

Although roofline by nature is high up along the rafters of the house, this doesn't mean we put any less energy into quality. All Homeline products are tested to the highest specification, carry watertight guarantees and feature levels of environmentally friendly innovation unrivalled in the industry.



**We offer  
a huge range  
of colours & styles  
to suit your home.**

Choose your Fascia

NEW COLOUR: AGATE GREY

Choose from three different profiles of fascia board including **square**, **ogee** and **bullnose**. If you are choosing a coloured fascia, we recommend choosing a square profile as this is available in all colours.

(Picture. Square Fascia in Agate Grey. Full colour options on page 13)



**Square Fascia**  
(Full colour range available)



**Ogee Fascia**  
(Available in 5 colours)



**Bullnose Fascia**  
(Available in white only)

## Choose your Gutter

Your gutters and downpipes will need to complement your roofline choice, so we provide five ranges of gutter profiles to help you decide.

**Square**, **ogee** and **round** are ideal for standard homes, whereas **deepflo** and **extraflo** are ideal for homes with larger roof spaces where a higher flow capacity is needed.

Round Downpipe

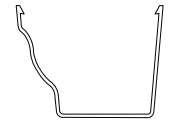
Square Downpipe

## Five styles of gutter available.

Square Gutter



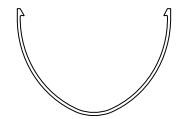
Ogee Gutter




Round Gutter



Deepflo Gutter



Extraflo Gutter




(Colour options on page 11)

## Choose your Ventilation



The best option to ventilate your roof space is **over fascia ventilation**, as this provides a breathable gap between the top of the fascia and the start of the roof.



## Choose your Eaves Protection

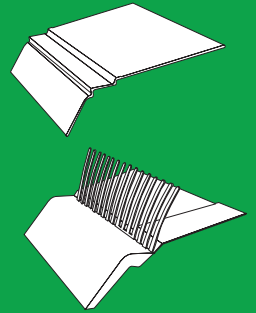
There are two options to protect your eaves. A standard eaves protector, or one with comb guard protection.

### Eaves Protector

A standard eaves protector stops water ingress between the roof felt and the fascia board.

### Eaves Protector with Comb Guard

Similar to a standard eaves protector, but features a built-in comb guard that prevents invasion of the roof space (especially through ridged roof tiles) by birds and insects.



Ventilation is an integral part of any roofline installation in both new build and refurbishments. It is vital to ventilate your roof space to avoid damaging the timber structure of your roof. When installing roofline, your installer will guide you through the most appropriate solution to ventilate your roof space.

The most common way to provide a flow of air into your roof space is over fascia protection, but options are also available including vented soffits or circular vents.



Over Fascia Protection



Vented Soffit



Circular Vent

## Choose your Soffit

PVC-U Soffits close the gap between the fascia board and the external skin of the property. They are available in solid, vented and hollow options as shown.



Solid Soffit

Vented Soffit

Hollow Soffit



**Solid Soffit**  
(Slate grey soffit)

Solid soffits are the most popular style of soffit and are available in a variety of colours. If choosing solid soffits, ventilation to the roof space will be needed above the fascia board, or within the soffit using circular vents.



**Vented Soffit**  
(White soffit)

Vented soffit allows ventilation to be provided to the roof space (10-25mm), with built in ventilation holes along the full length of the soffit. This is particularly useful if it is difficult to ventilate above the fascia board.



**Hollow Soffit**  
(White soffit with disk vent)

This versatile product is designed as a cost effective soffit solution. Ventilation can be provided above the fascia board, or within the soffit using circular vents. This must not be used as a cladding.

## Choose your Gutter Brackets



### Standard Gutter Bracket

Standard brackets are spaced at 400mm centres along the underneath of the gutter to support the weight when full with rainwater.



### Top Hung Gutter Bracket


Top hung brackets provide a seamless finish to the length of the gutter. The brackets are spaced at 400mm centres along the top of the gutter to support the weight when full with rainwater. These are only available with ogee and deepflo gutter in black or white.

## Choose your Guttering Colour

	White	Black	Grey	Anthracite	Brown	Cast Iron Effect
Square Gutter	✓	✓		✓	✓	
Ogee Gutter	✓	✓		✓	✓	✓
Round Gutter	✓	✓	✓	✓	✓	✓
Deepflo Gutter	✓	✓	✓	✓	✓	✓
Extraflo Gutter	✓	✓	✓			
Round Downpipe	✓	✓	✓	✓	✓	✓
Square Downpipe	✓	✓		✓	✓	


## Choose your Dry Verge

Dry verge protects the most vulnerable part of your roof from the rain and wind, eliminating the need for mortared joints, that often crack and degrade over time. PVC-U dry verges provide a maintenance free solution and are easy and quick to fix.



### Universal Interlocking Dry Verge

"Traditional Choice"




Universal dry verge is compatible with all major roof tiles and provides a neat finish that matches the interlocking profiles of your roof tiles.



### Continuous Dry Verge

"Contemporary Choice"



Continuous dry verge provides a flush and discreet finish to the roofline and ideally suits contemporary properties.



Made from recycled PVC-U



### Core, Environmentally Friendly Rooflines


Core is our range of BBA approved white recycled rooflines that have changed the market. Homeowners can now choose the maintenance free benefits that PVC-U can offer, with all the environmental credentials that recycled products can provide.

### Recycled into our Core, not the Earth's

Core is a PVC-U roofline system that features a virgin PVC skin (so the appearance is unaffected), but crucially it also features a recycled inner core made from old rooflines. It's that clever, you would never know it's recycled.

### Choose your Fascia Colour

Foil Key:  
G Grain S Smooth  
*(Applicable between pages 13-17)*



### Unbeatable Skin Thickness

All our roofline and cladding products are manufactured with a co-extruded high impact calcium zinc PVC-U skin which is 0.6mm thick making it the best available on the market.



## Choose your Fascia Colour

Foil Key:

 Grain  Smooth

(Applicable between pages 13-17)



**Black**  
RAL 8022

Square ✓  
Ogee ✓



**Dark Grey**  
RAL 7016

Square ✓



**Slate Grey**  
RAL 7015

Square ✓




**Anthracite Grey**  
RAL 7016

Square ✓



**Agate Grey**  
RAL 7038

Square ✓



**Chartwell Green**

Square ✓



### Coloured Rooflines

Our coloured roofline choices are mostly available in a square fascia profile. The nearest RAL colour is displayed next to the colour where possible.

### Grained or Smooth

When choosing 7016 grey rooflines (pg 14-15), we offer a smooth finish that complements Aluminium products such as bi-folding doors, or a grained finish that makes it look like painted timber to match PVC-U windows.

### The only BBA APPROVED Foil Collection

We are pleased to be the only manufacturer to offer a BBA approved range of rooflines in both white and foiled options. This means you have the confidence of a robust British backed quality standard, whether you choose a standard white roofline, or a contemporary grey roofline. Either way, its backed by the BBA.








CERTIFICATE No 09/4639




# Choose your Fascia Colour

Foil Key:  
 G Grain S Smooth  
 (Applicable between pages 13-17)



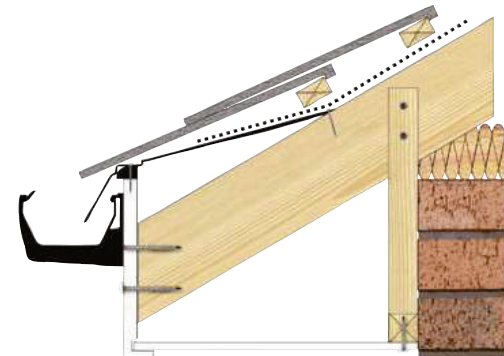
## Heat Shield Protected

All our coloured rooflines are protected by heat shield technology, which is specifically designed to stop fascias, soffits and cladding from warping and twisting under the pressure of direct sunlight.




## Stainless Steel Fixings

Only 316 marine grade stainless steel fixings should be used to attach Homeline roofline boards to the roof rafters. This will give you the confidence that you can fit and forget your roofline once installed and not have to worry about any rusty nails marking your fascia boards.



## Choose your Gutter Protection

Gutters need protecting to ensure water can flow freely from the gutter to the downpipe. The options below will help you choose the most appropriate protection for your gutters.




Gutter guards are available in two forms, a continuous wire with bristles running the length of the gutter, or an interlocking plastic mesh system that sits in the gutter. Both systems prevent a build up of debris meaning less maintenance is required.

## Snow Guard

With the change in modern day living, snow guards have become even more important. They protect things like roof lanterns, conservatory roofs and yourself from ice and snow falling from the gutter.

It may not snow a great deal in the UK, but when it does, snow guards could protect you from thousands of pounds of possible damages.



## Cladding Transformations

Cladding from Homeline Building Products can make a dramatic difference and completely upgrade the look of your home. This versatile product can be used to enhance dormers, extensions, garden rooms or even as a soffit. We offer traditional cladding in shiplap and open V with PVC-U trims as well as contemporary cladding in lap and closed V styles with an innovative aluminium trim system for the ultimate aesthetics.





**Single siding 167 mm - WOOD GRAIN STRUCTURE**



**Double siding 333 mm - WOOD GRAIN STRUCTURE**



# ORIGINAL

3 models of siding with a large embossing are available, all in a 5m length:

- **Siding 167 mm:** this overlapping model guarantees a natural look of your facade
- **Vertical siding 167 mm:** this siding can be installed either horizontally or vertically
- **Double siding 333 mm:** a double model for an even faster installation



90 (RAL 9010)



91 (RAL 9001)



92 (RAL 1015)



93 (RAL 7035)



94 (Camel)



95 (RAL 7016)



96 (RAL 7039)



99 (RAL 7031)

# URBAN

The Urban façade cladding, with a slightly structured top layer, creates a sleek yet warm look. This collection fits perfectly with a contemporary, architectural style.

• **Siding 167 mm:** This siding can be installed either horizontally or vertically



91 (RAL 9001)

92 (RAL 1015)

93 (RAL 7035)



95 (RAL 7016)



96 (RAL 7039)



# NATURAL

The result of using a specific technology on the narrow embossed surface of the cellular boards gives a cladding system with a very true-to-nature effect.

• **Siding 167 mm:** this overlapping model guarantees a natural look of your facade



Silver (SV)

Cedar (CD)


Graphite (GP)



Olive (OV)



Walnut (WL)





# FORESTA

Digitally printed cladding with a wood look. But with the ease of maintenance and durability of pvc.

- **Siding with V-groove 250 mm:** This model can be placed both horizontally and vertically.

## COLOURS



001 (Woodland oak)



002 (Red cedar)



003 (African padauk)



004 (Siberian larch)



005 (Barnwood grey)




006 (Sheffield oak)



007 (Woodland grey)



008 (Grey cedar)



## SEHBAC Show Centres

0800 666 444  
[www.sehbac.com](http://www.sehbac.com)

### **BICKNACRE**

White Elm Garden centre,  
Bicknacre  
Danbury  
CM3 4LR

### **CAPEL ST MARY**

Bypass Nurseries Garden Centre  
London Road  
Capel St. Mary  
IP9 2JR

### **CHELMSFORD**

2 Baynes Place  
Waterhouse Lane  
Chelmsford  
Essex, CM1 2QX

### **COLCHESTER**

2 Stanway Retail Park  
Peartree Road  
Colchester  
CO3 0LX

### **GREAT AMWELL**

Van Hage  
Pepper Hill  
Great Amwell  
Hertfordshire, SG12 9RP

### **IPSWICH**

1 Olympus Close  
Ipswich  
Suffolk  
IP1 5LJ

### **MARKS TEY**

Poplar Nurseries  
Coggeshall Road  
Marks Tey  
Colchester, CO6 1HR

### **RAYLEIGH**

Alton Garden Centre,  
Arterial Road,  
Wickford, Essex,  
SS12 9JG

### **WARLINGHAM**

Knights Garden Centre  
Limpsfield Road  
Warlingham  
CR6 9DZ

## FINELINE Show Centres

01622 631613  
[www.fineline-windows.co.uk](http://www.fineline-windows.co.uk)

### **Maidstone**

Newnham Court Shopping Village  
Bearsted Road  
Maidstone  
Kent  
ME14 5LH

### **Dartford**

Hawley Garden Centre  
Hawley Road  
Dartford  
Kent  
DA2 7RB